

Reno County Extension

January 2017



2 W 10th Ave

South Hutchinson KS 67505

Phone 620-662-2371

Fax 620-662-0313

www.reno.ksu.edu

IN THIS ISSUE:

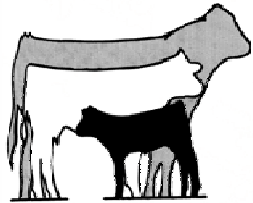
- Page 2 Reno County Cattlemen's Association Meeting
- Page 3 Kansas Cattle Drive
Dairy Days Meeting
- Page 4 Radon Test Kits
Medicare
Walk Kansas
Food Pantries and Food Safety
- Page 5 Cuisinart Food Processor Recall
Can Food Be Stored In the Snow
Winter Storms and Your Pet
- Page 6 Winter Dog Care
- Page 7 Winter dog Care Continued
- Page 8 Remember - It's a Scam
Free Phone App Can Be as Important as a Winter Survival Kit for Travelers
Virus Basics
- Page 9 Virus Basics Continued
- Page 10 Understanding Seed Catalogs
- Page 11 Conservation Trees From the Kansas Forest Service now Available
Ice Melters
All American Winners for 2017
- Page 12 All American Winners for 2017 Continued
- Page 13 All American Winners for 2017 Continued
- Page 14 Central Kansas Market Grower and Vendor Workshop
- Page 15 Flyer for Central Kansas Market Grower and Vendor Workshop
- Page 16 Registration for Central Kansas Market Grower and Vendor Workshop
- Page 17 Reno County Entrepreneurship Challenge



"K-State Research and Extension is an equal opportunity provider and employer"

"K-State Research and Extension is committed to making its services, activities and programs accessible to all participants. If you have special requirements due to a physical, vision or hearing disability, or a dietary restriction please contact Jan Steen by phone at (620) 662-2371 or by email at jmsteen@ksu.edu."

A



Reno County Cattlemen's Association

G

Greetings:

The Reno County Cattlemen's Association Annual Meeting is scheduled for **Thursday, February 2**, at the Atrium (same place as last year), located at 1400 N Lorraine. Charcoaled Steaks with all the trimmings will be served at **6:00 p.m.** Business will include the election of three (3) directors for 2017, discussion of the Association's Going to Grass Sale, the Kansas Cattle Drive and other activities for the coming year. **Everyone is welcome to attend.**

This year you have the option to attend only the lectures without the meal. If you chose this option come at 6:15.

N

Lifetime Achievement Award - We will honor a worthy recipient for their achievements and involvement in the cattle industry.

The guest speaker will be AJ Tarpoff.

Reservations, which include the meal and 2017 dues, are \$25.00 for adults, \$40.00 for couples and \$10 for youth (18 and under), these are due by **Wednesday, January 25, 2017**. Payment received after the 25th or paid at the door will be \$30 per person. If you wish to attend the event just to hear the speakers the cost will only be \$5.

Please mark your calendar for **Thursday, February 2nd**, and plan to join us for a very good meeting!

Colby Harner

President, RCCA

E

W

Reno County Cattlemen's Association Annual Meeting - Registration

RCCA Membership, Meal, and Door Prizes \$25 Adult

RCCA Membership, Meal, and Door Prizes \$40 Couples

RCCA Membership, Meal, and Door Prizes \$10 Youth

Attending Lecture Only first speaker at 6:15 \$5

S

Name _____ Phone _____

With

Address _____ City & Zip _____

(Please use street address: if you don't have one, use the rural route but include box number. Also city and zip code)

**Ag Agent
Darren
Busick**

Email _____

Guest Name(s)

(Include guest address if you want them added to the RCCA mailing list)

Return by Wednesday January 25, 2017 to:

Reno County Extension Office **Checks payable to: Reno County Cattlemen's Association**

The Kansas Cattle Drive was started so that ranchers, K-State Research and Extension, the agriculture industry, FFA, and general public can all come together and learn what's happening in the beef industry across the Midwest. We are hosting ranches from across Kansas on Main Street in Buhler, KS on Saturday February 18th. These ranches will bring a representation of their herds to showcase in portable catch pens near the high school. There will be plenty to do inside or out regardless of temperature. You can visit the growing trade show while listening to live music. We will also have speakers on three different stages this year. We will have Chef Alli and Debbie Lyons-Blythe doing a cooking demonstration while talking about life on the ranch. Justin Talley will be presenting on pests and control in beef. KC Olson will be presenting on fall burning of native pastures to control sericea lespedeza. Montana Stockman Curt Pate will join us this year. For more than a decade, Curt Pate has conducted demonstrations and clinics on stockmanship, colt starting and ranch horsemanship throughout North America and Europe. A nationally recognized stockmanship instructor, Pate teaches techniques on how to put the proper pressure on cattle at a different angle and at varying amounts to help move them comfortably and without a negative experience – for the stockman or the livestock. Curt will be in the Kansas Cattle Drive's new Demo Arena twice throughout the day. One demo will be called Horsemanship for Stockmanship and the last will be Cattle Handling on Foot. If you have kids, or are just a kid at heart, come visit the FFA Fun Zone where there will be plenty to do for all ages. Come get your picture with Willie the Wildcat from 11:00am to 1:00pm. Also, plan on eating at the food trucks parked just south of the high school or go to downtown Buhler and visit all the shopping and dining attractions the small town is packed with. We have a great line up of these speakers and more throughout the day - you won't want to miss it!

Dairy Producers and Members of Allied Industry,

We are pleased to announce that Kansas State University's Dairy Days will be held Tuesday, January 31, 2017 and Thursday, February 2, 2017. The Kansas Dairy Commission is the lunch sponsor for both meetings. The Reno County meeting will be held in conjunction with the Reno County DHIA Annual Meeting.

Thursday, February 2, 2017

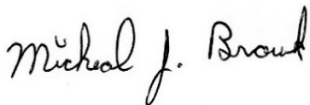
Whiteside Amish Community Building, Whiteside, KS

Please pre-register by calling: Reno County Extension Office, 620-662-2371 or darrenbusick@ksu.edu


Whiteside Site Agenda

9:45 AM	Tradeshow Setup
10:00 AM	Registration and Trade Show
10:30 AM	Dr. Luís, Mendonça, DVM, MS - "What you need to know about the bovine immune system"
11:00 AM	Dr. Gregg Hanzlicek, PhD - "Vaccinology"
11:30 AM	Dr. Luiz Ferraretto, PhD - "Advancements in Corn Silage Processing"
12:00 PM	Lunch
12:35 PM	Ms. Stephanie Eckcoat - "KDA/KDC Update"
12:45 PM	Mr. Ron Grusenmeyer - "Midwest Dairy Association Update"
1:00 PM	Dr. Jeff Stevenson, PhD - "Ask the Expert: Reproduction Q&A"
1:30 PM	Dr. Alexandre Scanavez - "Heat Stress During the Dry Period on Subsequent Performance of Dairy Cows"
1:45 PM	Mr. Benjamin Saylor - "Can Drought Tolerant Teff Grass Be an Acceptable Forage for Lactating Dairy Cattle?"
2:00 PM	Ms. Julie Sauls - "Activity Monitors as a Tool for Estrus Detection"
2:15 PM	Mr. Benjamin Voelz - "Reproductive Management of Dairy Heifers"
2:30 PM	Dr. Jeff Stevenson, PhD - "KSU Dairy Teaching and Research Unit Update"
2:45 PM	Door Prizes
3:00 PM	Adjourn

Sincerely,



Micheal J. Brouk
Extension Specialist, Dairy



Luis Mendonca
Extension Specialist, Dairy

GET THE *FACTS* FROM JENNIFER SCHROEDER, Family & Consumer Science Agent

Radon Test Kits

January is both Kansas Radon Action Month and National Radon Action Month. Radon is a naturally occurring radioactive gas released in rock, soil, and water from the natural decay of uranium. While levels in outdoor air pose a relatively low threat to human health, radon can accumulate to dangerous levels inside buildings. You can't see, smell, or taste it, but an elevated radon level in your home may be affecting the health of your family.

The U.S. Surgeon General recommends that all homes in the U.S. be tested for radon. Winter is an excellent time to test your home. Testing for radon is easy to do. If your house has a radon problem, you can take steps to fix it to protect yourself and your family. You can find out if your home has an elevated radon level by conducting a simple test. It's as easy as opening a package, placing a radon detector in a designated area, and, after a set number of days, sending the detector back to a lab for analysis. The lab will then inform you of your radon test results.

Test Kits are available at the Reno County Extension Office for \$6.60.

Medicare

Centers for Medicare and Medicaid Services (CMS) has announced Medicare premium and deductible amounts for 2017. For new beneficiaries, those not drawing Social Security Benefits, and those subject to IRMAA the premium for Part B will be \$134. Because of the hold harmless agreement, the majority of Medicare Beneficiaries will pay a lower premium, an average of \$109. The Social Security Administration will send statements out in December that indicate your deposit for 2017. This statement will show the gross Social Security benefit for 2017 with the Cost of Living Increase (COLA), and show your

Part B deduction, as well as any other deductions from your check.

	2016	2017
Part B Deductible	\$166	\$183
Inpatient Hospital Deductible	\$1288	\$1316
Daily Coinsurance for Day 61-90	\$322	\$329
Daily Coinsurance for lifetime reserve days	\$544	\$658
Skilled Nursing Facility coinsurance	\$161	\$164.50

Walk Kansas

Coming March 19-May 13, 2017 Mark your calendars for this fun, team oriented fitness program. More details to come in February's newsletter.

Food Pantries and Food Safety

No matter if you have full access to food or limited access to food, everyone deserves safe food. While it is difficult to see food wasted, there is no benefit in giving away unsafe food. Here are some signs:

- Packages crushed, torn, dented, leaking, rusty, punctured, etc.
- Evidence of insects on packages or in the storage area.
- Baby food past expiration date.
- Damaged tamperresistant seals.
- Spoilage signs like mold, off odors, slimy food.
- Cold food that is thawing or warm.
- Uncertain handling history.

Learn more at

www.ksre.k-state.edu/foodsafety/topics/holiday.html

Cuisinart Food Processor Recall

Cuisinart food processors sold from July 1996 through December 2015 have been recalled due to a dangerous problem with the blades.

The riveted blades, held on by four rivets have come apart and broken pieces of the blade get into the food. At least 30 reports of mouth lacerations or tooth injuries have been reported.

If you have one of these food processors, learn more details at

www.cpsc.gov/Recalls/2017/CuisinartFood-Processors-Recalled-by-Conair

Can Food Be Stored in the Snow?

Power outages are bound to happen at some point. During the winter, ice and snow can cause power outages for days. Can food be stored outside in the snow?

Keep in mind that a full freezer of food usually will keep about two days, if the door is kept shut. A half-full freezer will stay cold enough about a day. If you find that the power will be out longer, you may need to resort to other methods to preserve your frozen food. If it's short-term, the best thing is to keep the freezer closed.

It's tempting to use our giant outdoor "walk-in freezer" to store food, but storing food outside is not recommended by the USDA due to potential variable temperatures, unsanitary outdoor conditions and/or disturbances by animals. There can be temperature fluctuations from the sun's rays, which could thaw the food.

Depending on the outdoor temperature, you may be able to store the food in impermeable covered plastic containers in an unheated garage or other place where the food won't be disturbed. Monitor the temperature and the state of the food.

Source: <http://bit.ly/2hut8QO>

WINTER STORMS AND YOUR PET

Natural Disasters

Winter storms can impact animal health as well as human health. Pets exposed to prolonged

cold and wind chills increase their risk for cold-related illnesses. Prepare now to protect your pets during winter storms.

Before the Winter Storm

- Stock up on food for your pet.
 - In the event of road closures, be sure to have extra food available for your pet.
 - If your pet is on continual medications, have at least a two-week supply on hand.
- Identification.
 - All pets should have some sort of identification (collar with tag, microchip).
 - Take a photo of the pet and keep it with the medical records.
 - Include any proof of ownership materials (e.g., registration, proof of purchase, adoption records, microchip information).

During a Winter Storm

- Bring your pets inside immediately.
 - Bring pets indoors, into the house or garage, to provide warm shelter.
 - Keep pets away from any alternate heating sources being used to avoid burns.
- **If you can't bring them inside,**
 - Provide adequate shelter to keep them warm.
 - NEVER leave your pet chained outside or enclosed in a way they cannot escape danger.
 - Pets that live outdoors should be fed a bit more in the winter because they need the extra calories to stay warm.
 - Remember to provide fresh water and ensure that the water does not freeze.
 - Check often to make sure that access to food and water is not blocked by snow drifts, ice or other obstacles.
 - Use a plastic dish to prevent your pet's tongue from freezing to a metal bowl.
- **If your pet goes outdoors,**
 - Most long-haired or full-coated dogs do fine in winter with just their own, natural coats.
 - Shorter-coated dogs need a dog coat to protect them from the wind, snow, and cold.
 - Check their paws upon their return to make sure that ice is not building up between the toes, or that salt or ice melt is not irritating the skin.
 - Never leave your pet alone in the car for prolonged periods during the winter. Your car can become a freezer quickly.

- Check underneath your car's hood for small animals (like cats) that may have crawled inside seeking warmth.

Winter-Related Illnesses

Prolonged exposure to low temperatures, wind or moisture can result in cold-related illness for pets.

• If any of these conditions are suspected, **SEEK VETERINARY CARE IMMEDIATELY!**

• **Antifreeze.**

- Ingesting anti-freeze can be fatal for your dog or cat. If you spill some, soak it up immediately.

• **Frostbite.**

- Pets can get frostbite very easily on the ears, tail and paws. If your pet goes outdoors, be aware of the temperature and wind chill.
 - Signs may not be immediately obvious and may not show for several days. □ Signs: white, waxy or pale appearance to extremities (e.g., toes, nose, ears, tail); skin is cold and numb with loss of feeling; sloughing of skin.

• **Hypothermia.**

- Occurs when the core body temperature drops to a level at which normal muscle and brain functions are impaired.
- Pets can become hypothermic after being in cold temperatures for long periods of time or from being wet in cold conditions. □ Signs: extreme shivering • slow, shallow breathing, • gums may be pale or blue, • animal may be unresponsive
 - Warm the animal's body **SLOWLY** and start with the body core first, **NOT** the extremities. □ Do not give the animal anything **HOT** to drink. Warm broth or food is better.

<http://www.prep4agthreats.org/Assets/Factsheets/Winter-Storms-and-Your-Pet.pdf>

Winter Dog Care

Man's best friends can sometimes be a partner in our winter sports, happily joining us for snowshoeing or skijoring or cuddling afterward in front of a cozy fire. But just as we should follow safety guidelines during the winter months, so too should we make sure our furry friends stay safe. Some dogs handle cold weather better than humans. Still, they can get frostbite and hypothermia just like we do. In addition, some breeds are

genetically prepared for cold weather, while others need considerably more protection from the elements. Important considerations during the winter months are housing, coverage while out during extreme temperatures, foot protection, calorie intake, and hydration, with variation in these needs depending on where you live and the size, breed, age, and health of the dog.

Winter housing - Whenever possible, dogs should be kept inside the house. However, when they must be outside during cold weather, healthy larger dogs with double coats can be comfortable and safe, provided they have adequate protection from wind, snow, and rain. A well-built insulated dog house placed where it is protected from the elements, with the door facing away from prevailing winds (usually facing east in North America) can work well.

Many insulated (and even heated) dog houses are available, or you can purchase building plans for one. The floor should be raised off the ground and covered with a thick layer of straw. Straw is better than shavings or blankets as an insulator because it does not retain as much moisture. A corridor from the entrance to a sleeping compartment will help keep the dog comfortable. The size should be just large enough for the dog to stand up, turn around, and lie down, again to capture the dog's body heat efficiently. Secure fencing around the house is essential; the dog should never be tethered to the dog house for an extended period of time. Even with a good dog house, unless the dog is an Arctic breed (Siberian husky, Alaskan Malamute, or samoyed), it should be brought inside at night if the temperature drops below 10 degrees F or if blizzard conditions exist. Senior pets and those with arthritis or other health conditions should never be kept outside for extended periods of time during the winter.

Coats for warmth – Breeds with thick double coats are usually fine in cold weather while active; however, pay close attention to their ear tips, tails, and feet. Most short-coated breeds and toy breeds will appreciate a coat or sweater during very cold weather while out for brief walks. These can be purchased at pet supply stores, or a human sweatshirt or t-shirt can be used if necessary. A dog doesn't need to be

fashionable, just warm and dry.

Feet and toes - If you live where temperatures are extreme and there is snow cover for much of the winter, boots can protect the dog's feet. This may seem silly to some people, but even dogs that run in sled races are usually required to wear foot protection. Sharp ice may cut the pads, and salted surfaces can be extremely caustic and will cause considerable pain for a dog. Salt alternatives containing the active ingredient acetamide or crystalline amide are less caustic than those with calcium chloride and are a good choice if you have dogs and need to melt ice on surfaces where the dog walks. Once inside, always clean off the dog's feet if it has been in contact with ice melting agents. Follow package directions and pay attention to warnings on labels when working with these products. In addition, you may wish to coat the dog's feet with petroleum jelly or another product designed for pet foot protection before going out into snow. Also keep the hair between toes trimmed to prevent ice balls, which can be painful to walk on.

Nutrition – Dogs should always have access to clean, fresh water. Although they will eat snow, it is not adequate to keep them hydrated. Heated water bowls can be used, but it is essential to encase electric cords so that the dog cannot chew on them. Calorie intake for any dog that is outside for considerable periods of time in cold weather will need to increase, sometimes dramatically if the dog is working and living outside. Pay particular attention to the [body condition](#), feeling carefully under the coat of double-coated breeds because it is easy to overlook a change of condition. Unless your dog is inside with you most of the time, an increase in the amount of food fed by 20 percent or more is usually warranted during winter weather. This can be accomplished by providing additional food of the diet that your dog is already eating. Performance or life stage diets are preferred for dogs housed outside in cold weather as they tend to be more digestible and more nutrient dense. Choose a diet with high-fat and protein concentrations as well as optimal fiber levels to ensure adequate intake during cold weather.

Dogs housed predominately inside do not need any changes in diet or feeding management for

winter weather. Pay close attention to ensure your dog does not put on excess weight during winter months, when it may be less active because of shorter walks or less outdoor play time. Find alternative indoor exercises during winter months.

Hypothermia – Dogs are subject to hypothermia just as humans are, and if your dog's temperature falls below normal (100.5 to 102.5 degrees F) and stays there, it means your dog is unable to regulate its body temperature and needs assistance. Mild hypothermia may result in shivering or lethargy. Moderate to severe hypothermia can result in low heart rate, low respiration rate, coma, and even death. If you suspect your dog has mild hypothermia, get it to a warm area quickly, cover it with a blanket, and use your own body heat to provide warmth.

For small breeds, you can pick your dog up and put it under your coat, but for larger breeds, the best thing to do is to get inside as soon as possible. If the dog is also wet, it is important to not only raise its temperature but to get the dog dry as quickly as possible. Towel dry the dog first and then use a warm hair dryer until all of the coat is dry, including the undercoat, paying special attention to the underside of the dog. Be sure to keep the dryer on low setting and maintain a safe distance so as not to burn your dog's skin. If your dog is not responsive and you suspect hypothermia, call your veterinarian immediately.

Frostbite - It is usually not easy to spot frostbite on a dog. When dogs get frostbite, it is usually on the tips of ears, tails, feet, and scrotum. The skin in these areas will appear very light in color and cold to the touch. Later, as the skin warms up, it will turn red. If you suspect frostbite, consult your veterinarian. Early treatment can make the difference between full recovery and losing part of an ear, tail, or other body part.

With some extra care, your dog will be able to join you and your family for winter walks and other activities you enjoy together. Getting out in the fresh air and exercising can be beneficial to the entire family.

<http://articles.extension.org/pages/58780/winter-dog-care>

COMMUNITY

BITS AND BYTES WITH JAN STEEN

Remember – It's a Scam

We've had a lot of calls over the past few weeks regarding potential computer repair scams. Pop ups on computer screens stating there are problems and to call a certain number, or even phone calls from "technical support" that they've noticed problems with your computer remotely. Calls and pop ups like these are scams aimed at gaining access to your computer and any important documents or identifying information stored there. The calls usually end with the person on the other end of the line asking for \$100-\$300 to fix the found, fabricated, issues. In those cases, once they have your passwords, tax forms, or anything else of interest from your computer, they'll also have your credit card information if you give in and supply it.

If you think you might have encountered a scam such as this, give us a call and we'll show you how to tell, and can give you information on identity theft should you need it.

Free Phone App Can be as Important as a Winter Survival Kit for Travelers



MANHATTAN, Kan. – Whether commuting to work or traveling across three states to visit relatives for the holidays, winter travel can be hazardous. Now is the time to download the Winter Survival Kit smartphone app in

addition to gathering a winter survival kit for your vehicles. The app is for people traveling in areas where roads can be icy or who run the risk of getting stuck in the snow.

The free app is available for iPhones and Android smartphones. It's provided by the North Dakota State University Extension Service, a member of the national Extension Disaster Education Network.

"The Winter Survival Kit app can be as critical as a physical winter survival kit if you find yourself stuck or stranded in severe winter weather conditions," said Mary Knapp, assistant climatologist with the Kansas

Weather Data Library at Kansas State University. K-State is also a member of EDEN.

The app will help users find their current location, call 911, notify friends and family, and estimate how long they can run a vehicle's engine to keep warm before running out of fuel. It can also store important phone and policy numbers for insurance or roadside assistance and you can designate emergency contacts you want to alert if you become stranded.

The app alerts the user every 30 minutes as a reminder to turn off the vehicle's engine and check the exhaust pipe for snow buildup, which is critical to avoiding potentially deadly carbon monoxide poisoning. Additionally, it provides information on putting together a physical winter survival kit, preparing a vehicle for winter driving and staying safe when stranded in an ice storm or stuck in snow.

"Even though your phone can find your location, call 911 and store contacts, the Winter Survival Kit app can help you stay calm when you may be in a dangerous situation," Knapp said. "The gas estimation gauge and alerts especially may save lives. Parents can have their less-experienced drivers download the app for peace of mind."

The Winter Survival Kit app was developed by Myriad Devices, a company founded by students and faculty in NDSU's Electrical and Computer Engineering Department and College of Business in the NDSU Research and Technology Park incubator. The NDSU Extension Service provided design and content input, and funded the project with a U.S. Department of Agriculture National Institute of Food and Agriculture Smith-Lever Special Needs grant.

Virus Basics

What is a virus?

A computer virus is a program that spreads by first infecting files or the system areas of a computer or network router's hard drive and then making copies of itself. Some viruses are harmless, others may damage data files, and some may destroy files. Viruses used to be spread when people shared floppy disks and other portable media, now viruses are primarily spread through email messages.

Unlike worms, viruses often require some sort of user action (e.g., opening an email attachment or visiting a malicious web page) to spread.

What do viruses do?

A virus is simply a computer program--it can do anything that any other program you run on your computer can do. Some viruses are designed to deliberately damage files, and others may just spread to other computers.

What is a worm?

A worm is a type of virus that can spread without human interaction. Worms often spread from computer to computer and take up valuable memory and network bandwidth, which can cause a computer to stop responding. Worms can also allow attackers to gain access to your computer remotely.

What is a Trojan horse?

A Trojan horse is a computer program that is hiding a virus or other potentially damaging program. A Trojan horse can be a program that purports to do one action when, in fact, it is performing a malicious action on your computer. Trojan horses can be included in software that you download for free or as attachments in email messages.

Can I get a virus by reading my email messages?

Most viruses, Trojan horses, and worms are activated when you open an attachment or click a link contained in an email message. If your email client allows scripting, then it is possible to get a virus by simply opening a message. It's best to limit what HTML is available in your email messages. The safest way to view email messages is in plain text.

How can I avoid a virus infection from email?

Most users get viruses from opening and running unknown email attachments. Never open anything that is attached to an email message unless you know the contents of the file. If you receive an attachment from a familiar email address, but were not expecting anything, you should contact the sender before opening the attachment. If you receive a message with an attachment and you do not recognize the sender, you should delete the message.

Selecting the option to view your email messages in plain text, not HTML, will also help you to avoid a virus.

What are some tips to avoid viruses and lessen their impact?

- Install anti-virus software from a reputable vendor. Update it and use it regularly.
- In addition to scanning for viruses on a regular basis, install an "on access" scanner (included in most anti-virus software packages) and configure it to start each time you start up your computer. This will protect your system by checking for virus-

es each time you run an executable file.

- Use a virus scan before you open any new programs or files that may contain executable code. This includes packaged software that you buy from the store as well as any program you might download from the Internet.
- If you are a member of an online community or chat room, be very careful about accepting files or clicking links that you find or that people send you within the community.
- Make sure you back up your data (documents, bookmark files, important email messages, etc.) on disc so that in the event of a virus infection, you do not lose valuable work.

Source: United States Computer Emergency Readiness Team (us-cert.gov)

Board Leadership Series to be Offered

Sedgwick and Reno Counties are teaming up to offer the Board Leadership Series again this year. The series consists of four sessions and will be offered at the Sedgwick County Extension Office (7001 W 21st St N, Wichita) in the Ingle Room.

The Board Leadership Series provides an opportunity to give community-based boards -- elected, appointed, or recognized by local units of government -- affordable training necessary to be most effective and efficient with their responsibilities. Attend one class or all four. If you register for all four sessions, each board member may attend a different session. Class dates are February 21, 23, 28 & March 2, from 6:00 pm - 8:00 pm, in the Ingle Room. All sessions will be conducted through a "high tech/high touch" approach at K-State Research and Extension offices across the state for interactive participation!

Tuesday, February 21st -- Roles & Responsibilities of Board Members / Effective Meetings

Thursday, February 23rd -- Understanding Fellow Board Members / Conflict Resolution

Tuesday, February 28th -- Fundraising & Fiscal Responsibilities / Legal and Ethical Issues


Thursday, March 2nd -- Strategic Planning

COST: \$15 PER SESSION OR \$40 FOR ALL FOUR SESSIONS

REGISTRATION DEADLINE: FEBRUARY 15TH.

MAXIMUM NUMBER OF PARTICIPANTS: 25

You can register for this offering by going to the following website: <https://goo.gl/jvtVBj> (address is case sensitive!)



Horticulture

Understanding Seed Catalogs

This is the time of year seed catalogs start filling our mailboxes – a sure sign that spring is on its way. Seed catalogs offer options of growing a wider variety of plants that may not be available to purchase locally. Even if you don't place an order, seed catalogs can provide a wealth of information on plant varieties and growing requirements.

Here are explanations of some of the catalog terms that will help you make the most of that information.

Hybrid (F1, F2). These are seeds that are the result of a cross between two different varieties and are usually grown for a specific trait such as flavor or bloom color. F1 means it is the original offspring of this cross. F2 is the result of crossing two F1s. Saving seeds from hybrids and replanting them usually does not result in plants with the same traits as the parent plants.

Open Pollinated seeds (OP). Sometimes referred to as "heirloom" (H) or "standard" (S), these plants were pollinated by natural means. Their seed has more stable characteristics from one generation to the next. If you grow more than one variety of open-pollinated plants, you may have to separate them by a certain distance or use varying planting times in order to prevent cross pollination if you intend to save seed.

Heirloom seeds. These are usually open pollinated varieties that have been grown for many years and may have distinctive traits such as color, shape or flavor. These plants do not always have the benefit of resistance to disease or fungus as their hybrid counterparts.

Treated seeds. These have been coated with a fungicide or insecticide to increase the seed's ability to sprout without rotting or being attacked by insects in the soil. It is common to add color to the treatment to make them distinguishable from untreated seeds. For example, yellow corn may appear pink or purple.

Organic seeds. Have been harvested from plants grown organically, without the use of synthetic fertilizers or pesticides.

V, F, N, T, A, LB. These letters refer to resistance to common diseases (e.g., V=Verticillium Wilt). If a disease is common in your area, you may want to select a variety that has been bred to have resistance to that disease.

Days to maturity. This refers to when you can expect to start harvesting after setting plants in the garden as transplants. This is especially important to northern areas with shorter growing periods. Plants with long growing periods may need to be started inside in the winter months and then planted outside after the threat of frost has passed.

Determinate plants. Usually in reference to tomatoes but may apply to other food crops. These plants will grow to a set size then stop growing. These are good selections if you have a small growing area or if you want to process or can a large batch of produce as these allow you to harvest most of the crop at one time.

Indeterminate plants. Continue to grow providing an extended harvest. These tomato plants usually need to be supported or staked and will continue to bear fruit until killed by frost or disease.

Semi-determinate plants. These plants fall somewhere between determinate and indeterminate growth habits. They will grow larger than determinate varieties, but are not as rampant as indeterminate ones., typically 3 to 5 feet tall. They should be staked, but are less likely to outgrow their stakes than indeterminate types. They will produce a main crop that ripens together, but will also continue to produce up until frost.

Patio plant. These plants are smaller in size and are a good option for small space gardens. They can also be grown in containers on a patio or deck.

In order to know how many seeds to order, it helps to layout your garden on paper and

determine how much planting area you have per crop. The seed catalog will provide information either on how many seeds to plant per row length or the spacing between seeds. Even if you do order too many seeds, most can be saved for a few years by storing in a cool, dry location such as a cool basement or the refrigerator.

There are a wide variety of seed catalogs available to choose from. Most offer online catalogs and ordering or you can go to their website and ask for a printed copy to be sent to you.

Conservation Trees from the Kansas Forest Service Now Available

The Kansas Forest Service offers low-cost tree and shrub seedlings for use in conservation plantings. Plants are one to two years old and sizes vary from 5 to 18 inches, depending on species. Orders are accepted from now through the first full week in May each year, but order early to insure getting the items you want. Orders are shipped from the second week of March through May 5 or they can be picked up in Manhattan during the same time period.

Approved uses for these plants include wind-breaks, wood lots, riparian plantings, wildlife habitat and Christmas trees. They may not be used for landscape (ornamental) plantings or grown for resale.

All items are sold in units. Each single species unit consists of 25 plants. For example, a unit of Eastern red cedar has 25 trees per unit. Though a single species unit is most commonly purchased, four special bundles are also available including a songbird bundle, quail bundle, pheasant bundle and wildlife mast bundle. For details and an order form, go to: https://www.kansasforests.org/conservation_trees/

Order forms are also available from your local K-State Research & Extension Office.

Ice Melters

There are five main materials that are used as chemical de-icers: calcium chloride, sodium chloride (table salt), potassium chloride, urea, and calcium magnesium acetate. Calcium chloride is the traditional ice-melting product. Though it will

melt ice to about -25 degrees F, it will form slippery, slimy surfaces on concrete and other hard surfaces. Plants are not likely to be harmed unless excessive amounts are used.

Rock salt is sodium chloride and is the least expensive material available. It is effective to approximately 12 degrees F but can damage soils, plants and metals. Potassium chloride can also cause serious plant injury when washed or splashed on foliage. Both calcium chloride and potassium chloride can damage roots of plants.

Urea (carbonyl diamide) is a fertilizer that is sometimes used to melt ice. Though it is only about 10% as corrosive as sodium chloride, it can contaminate ground and surface water with nitrates. Urea is effective to about 21 degrees F.

Calcium magnesium acetate (CMA), a newer product, is made from dolomitic limestone and acetic acid (the principal compound of vinegar). CMA works differently than the other materials in that it does not form a brine like salt but rather helps prevent snow particles from sticking to each other or the road surface. It has little effect on plant growth or concrete surfaces. Performance decreases below 20 degrees F.

Limited use of any of these products should cause little injury. Problems accumulate when they are used excessively and there is not adequate rainfall to wash or leach the material from the area. Since limited use is recommended it is best to remove the ice and snow by hand when possible. When they are applied, practice moderation. Resist the temptation to over apply just to make sure the ice and snow melts. Keep in mind this can damage concrete surfaces as well as the plants and grass growing along the walks and driveways. These problems are normally latent and do not show up until spring or summer.

All-America Selection Winners for 2017

All-America Selections tests and introduces new flowers and vegetables each year that have done well in trials across North America. This year there were eight vegetable winners and eight flower winners that were national winners. Descriptions below are taken directly from All-America Selection materials. For more detailed information, including images and how to grow,

see <http://all-americanselections.org/product-category/year/2017/>

Vegetables

Fennel Antares F1

This winner is a "First in Class," as AAS has never before trialed and declared a fennel an AAS Winner. What is extremely fun about this winning plant is its many uses: as an edible bulb; for its ornamental fronds; as a seed producer; and as a favorite food of pollinators, namely swallowtail caterpillars. The AAS Judges described Antares as a very uniform, pure white, beautiful plant with a much improved, almost sweet, licorice/anise flavor as compared to other market varieties. It was also 7-10 days slower to bolt than comparison varieties. Many AAS Judges said they plan to plant this easy-to-grow fennel in their own gardens next year!

Okra Candle Fire F1

A unique red okra with pods that are round, not ribbed, and a brighter red color than the reddish burgundy okras currently available. This high-performing AAS Winner received high marks for productivity, taste, texture and tenderness as well as the ornamental value of red pods on red stems. One judge noted that Candle Fire okra was quite maintenance free to grow, except for the frequent harvesting, which is a great thing! Candle Fire thrives in the heat and is disease resistant even in hot humid climates like the south where it's perfect for traditional fried okra. Suitable for both fruit producing and ornamental usage. Aged fruit can be used in flower arrangements. Dry seed can be used as coffee (without caffeine.)

Pea Patio Pride

This compact beauty produces sweet, uniform pods that are very tender when harvested early. With only 40 days needed to maturity, Patio Pride can be one of your first spring harvests or one of the last fall harvests from your Southeastern garden! This pea is wonderful when planted in containers and is ideal for succession planting yielding a consistent harvest over many weeks. Plant in patio containers with cool-season flowers for a beautiful combination ornamental and edible display.

Pepper Mad Hatter F1

This exotic pepper wins on uniqueness alone! However, the plant's vigor, earliness, high yields, large size and awesome taste all contribute to its high score among AAS judges. Mad Hatter is a member of the *Capsicum baccatum* pepper species from South America commonly used in Bolivian and Peruvian cuisine. You can impress your friends by growing this pepper and showing off the novel three-sided shape and deliciously sweet taste. The taste has a refreshing, citrus floral flavor that remains sweet, only occasionally expressing mild heat near the seeds. Be prepared for vigorous and robust plants that are easy to grow because they were bred for North America's many growing conditions. Use your abundant harvest raw in salads, pickled or stuffed with cheese...a new favorite!

Squash Winter Honeybaby F1

Honeybaby is a very productive variety of winter squash producing numerous fruits on a compact plant. These shorter vines grow 2-3 feet in a semi-bush habit showing great garden vigor. Short, wide fruits are slightly larger, sweet and nutty and meatier than similar comparison varieties. Honeybaby is deliciously steamed, baked or made into soups and stews.

Tomato Chef's Choice Yellow F1

The fourth addition to the popular Chef's Choice tomato series is Chef's Choice Yellow which produces hearty beefsteak type tomatoes in a beautiful yellow color. Tomato lovers and culinary gardeners will fall for this large meaty delicacy that has a sweet, citrus-like flavor with just the right amount of acid and the perfect tomato texture. AAS Judges raved about the quantity of the 10-ounce fruits that each 5-foot indeterminate vines produced. You'll enjoy harvesting 30 or more fruits throughout the season from this disease (Fusarium Wilt, Verticillium wilt, Tomato Mosaic Virus, Crack, and Scab) resistant plant with dark green leaves and well-behaved form. You'll be the envy of all your tomato-growing friends!

Tomato Patio Choice Yellow F1

Patio Choice Yellow is a new compact, determinate tomato developed specifically for small spaces and container gardens. This AAS Winner

produces very large yields of ½ ounce bright yellow cherry tomatoes on short vines that grow only 18 inches tall. This mild flavored cherry tomato sets over 100 fruit on compact plants which are perfect for urban or small space food gardeners. Consider using these beautiful tomatoes either fresh or in the oven or sun dried for a deliciously sweet treat. For even easier picking, plant in a hanging basket.

Watermelon Mini Love F1

This personal-sized Asian watermelon is perfect for smaller families and smaller gardens. Shorter vines (3-4 feet) still produce up to six fruits per plant and can be grown in smaller spaces. Several judges commented on the crack and split resistant rinds, important for reducing crop loss. For culinary purposes, this deep red fleshed watermelon has a thin but strong rind that can be carved into attractive shapes for fruit salad presentations. Mini Love has a high sugar content resulting in sweet and crisp, juicy flesh that will be a true summer delight for watermelon lovers.

Flowers

Celosia Asian Garden

This spiked beauty claimed victory in North America's trial sites to become the first ever AAS Winner from Japanese breeding company Murakami Seed. The judges gave this entry high marks in the greenhouse for the good branching, almost bushy growth habit and early to bloom flower spikes.

In the garden, Asian Garden Celosia continued to bloom on sturdy stems, keeping the bright pink color all summer long, holding up even through some of the first frosts of the season. The AAS Judges commented on the fact that this celosia was a pollinator-magnet, making this AAS Winner a sure bet for pollinator-friendly gardens.

Dianthus Interspecific Supra Pink F1

Supra Pink joins its sister, 2006 AAS Winner Supra Purple, to give us two fantastic colors in an easy-to-grow interspecific dianthus for three-season (spring, summer, fall) garden color. This compact, bushy plant blooms prolifically with

novel mottled pink flowers sporting frilly petal edges that hold up even in summer heat and drought. No deadheading needed on this winner. One judge attempted to deadhead this entry but it re-bloomed too fast to do so! Supra Pink grows to just under a foot in height but is a vigorous grower and will deliver fancy, clear pink flowers for a long time as observed over and over by the AAS Judges. Supra Pink was tested as an annual and won the award based on first-year performance, but similar to other dianthus, it may overwinter in some regions.

Geranium Calliope® Medium Dark Red

With an outstanding deep red velvety flower color and great branching habit, Calliope® was unmatched in the AAS Trials when compared to other market varieties. Calliope® Medium Dark Red geranium is an interspecific hybrid with zonal-type flowers and leaves. This AAS Winner has a mounded, semi-spreading growth habit with strong stems supporting the flower heads that are loaded with deep red blossoms. These plants work great in containers, combination plantings, hanging baskets as well as in an in-ground landscape. Gardeners will enjoy exceptional landscape performance in normal conditions as well as in more challenging high heat and drought conditions.

Penstemon barbatus Twizzle Purple F1

Vibrant purple blooms present a new and unique color in penstemon! Twizzle Purple was judged as a first-year flowering perennial by judges who were impressed with the upright plant habit and superb flowering performance. This North American native blooms profusely with 1-inch tubular flowers on long slender stalks that grow up to 35 inches high, making this beauty a magnet for pollinators from mid- to late summer. Twizzle Purple can be used to add height to combination planters or in landscapes for high-impact color.

Verbena EnduraScape™ Pink Bicolor

EnduraScape™ is described as "tough as nails" because it is the first verbena that can tolerate drought and heat plus survive cooler temperatures down to the low teens. This long-blooming pink bicolor verbena is spectacular in the landscape, edging a walk or border as well as in

large containers and baskets. Vigorous plants are sturdy spreaders that pop with abundant soft pink blossoms that darken in intensity toward the center of the bloom. Pink Bicolor is the newest color in the series and the AAS Judges deemed it truly spectacular!

Vinca Mega Bloom Orchid Halo F1

Mega Bloom is an exciting new series of vinca bred to withstand heat and humidity without succumbing to disease. Orchid Halo produces huge bright rich purple blossoms with a wide white eye creating a striking look for the garden, even from a distance. Plants maintain a nice, dense habit with flowers staying on top of the foliage for full flower power color. Growers will like the early bloom time, compactness in the greenhouse and plant uniformity.

Vinca Mega Bloom Pink Halo F1

Mega Bloom is an exciting new series of vinca bred to withstand heat and humidity without succumbing to disease. Pink Halo produces huge soft pink blossoms with a wide white eye. These flowers present a striking look in the garden, even from a distance. Plants maintain a nice, dense habit with flowers staying on top of the foliage for full flower power color. Growers will like the early bloom time, compactness in the greenhouse and plant uniformity.

Zinnia Profusion Red

This newest Profusion Zinnia winner is the fourth color in the single flower series to win the coveted AAS Winner award. The original Profusions were ground-breaking plants because of their compact form, disease resistance, early and continuous blooms all season long and ease in growing. Judges raved about the vibrant, perfectly true red color of this zinnia which doesn't fade in summer's intense rays. As one judge stated, "We have waited for years for this true red color in zinnias!" Gardeners will find many uses for the true red zinnia that's easy to grow and a favorite of pollinators. Uniform plants and outstanding greenhouse and garden performance will be especially important for growers producing Profusion Red for retail sales.

Central Kansas Market Grower and Vendor Workshop

February 4, 2017

8:45 a.m. – 4:15 p.m.

Sedgwick County Extension Education Center
7001 W 21st N, Wichita, KS

Sponsored by K-State Research & Extension – Sedgwick, Butler, Harvey, and Reno Counties and the Kansas Department of Agriculture

Locally grown vegetables are fresh, delicious, and can boost the local economy. The 8th annual Central Kansas Market Grower & Vendor Workshop, sponsored by Sedgwick, Butler, Harvey, and Reno County Extension and the Kansas Department of Agriculture, will give both beginning and experienced vegetable growers new skills to improve their production methods and marketing skills for selling their local vegetables, while meeting an increasing demand for locally grown produce. The workshop is combined with a regional farmers' market vendor workshop done by Kansas Department of Agriculture.

The workshop will be held Saturday, February 4, 2017 from 8:45 a.m. to 4:00 p.m. in 4-H Hall at the Sedgwick County Extension Education Center at 21st and Ridge in Wichita. Cost of registration is \$20 by January 27th and \$25 after that. The registration deadline is Thursday, February 2nd. Register online at <http://sedgwick.ksu.edu> or by calling 316-660-0100.

The workshop topics include beginning high tunnels, morel mushroom identification certification, Senior Farmers' Market Nutrition Program training, Pollinators & Organic Insect Management, growing mushrooms and uncommon fruits, and more. The Keynote speaker will be Tom Buller of Buller Family Farms and the Kansas Rural Center speaking on Building Healthy Systems for Profitability.

For more information, please call Rebecca McMahon at 316-660-0142.



Central Kansas Market Grower & Vendor Workshop

When & Where:

Saturday, February 4, 2017
8:45 am-4:15 pm
\$20 registration fee
(see reverse for registration information)

Sedgwick County Extension Center
7001 W. 21st St. N, Wichita, KS
4-H Hall

(Lunch & snacks will be provided)

Who Should Attend:

Anyone interested in networking with other growers, improving marketing skills, improving production practices, or learning how to be a better farmers' market vendor.

Free Scale Certification

Topics & Schedule:

8:15 Registration Begins
8:45 Welcome

9:00 **MORNING BREAKOUT SESSIONS:**
Beginning High Tunnels OR
Mushroom Identification OR
Senior Farmers' Market Nutrition Program

K-State Variety Trial Results OR
Uncommon Fruit Production OR
Resources for Farmers' Markets

On-Farm Mobile Cooling OR
Growing Mushrooms to Sell OR
Regulations for Selling Meat, Eggs, and Poultry

CATERED LUNCH

1:00 **AFTERNOON GENERAL SESSIONS:**

KEYNOTES:
Building Healthy Systems for Profitability

Tom Butler, Butler Family Farms and Kansas Rural Center

Pollinators & Organic Insect Management





K-STATE
Research and Extension



Central Kansas Market

Grower & Vendor Workshop

Saturday, February 4, 2017 from 8:45 am-4:15 pm

Sedgwick County Extension Education Center

7001 W. 21st St N, Wichita, KS 67205

Register Online at: sedgwick.ksu.edu

January 27th Early Registration Deadline

Meeting Registration

Name: _____ Additional Participants: _____

Business or Farm Name: _____

Address: _____ City, State, Zip Code: _____

Phone: _____ Email: _____

Which category best describes you?

- Market fruit or vegetable grower
- Interested in growing produce for market
- Other _____

Registration Fees (per participant)

Meeting Fee \$20.00 X _____ = _____
(After Jan. 27 \$25.00)

TOTAL = _____

Make Checks Payable to: Sedgwick County
Extension Council

Mail Form & Payment to:

Sedgwick County Extension
c/o Rebecca McMahon
7001 W. 21st St. N
Wichita, KS 67205

Questions? Call 316-660-0142

Kansas State University Agricultural Extension and Cooperative Extension Service, KSU, County Extension Councils and U.S. Department of Agriculture Cooperating. K-State Research and Extension is an equal opportunity provider and employer. "K-State Research & Extension, Sedgwick County, is committed to making its service, activities and programs accessible to all participants. If you have special requirements due to a physical, vision or disability, please contact Rebecca McMahon at (316) 660-0100."

Reno County Entrepreneurship Challenge



Hosted by Reno County E-Partners
Network Kansas; Quest Center for Entrepreneurs; Hutchinson Community College &
K-State Research & Extension

FOR: Junior Grades 6 and below;
Middle School 7th & 8th grades
High School 9th - 12th grades
WHEN: Monday, March 6, 2017
Check-In-9:00am Contest-9:30am Trade Show-Noon
WHERE: Justice Theater, Shears Technical Building, HCC

Requirements Middle School (7th-8th) AND High School (9th - 12th):

- Written Executive Summary, 3 pages maximum
- Oral 2 minute elevator pitch
- Trade show presentation
- Call backs will include a 5 minute oral presentation

Requirements for Junior Grades 6 and below:

- 30 second talk on "Why it is a good Idea". Also, identify a target audience- who would buy it? Tell where you think you should sell it.
- Call backs will include a brief question & answer segment
- Example on back of flyer

The winner will be selected from the call back group. Winner of the 7th-12th grade competition will be expected to represent Reno County at the State Competition on April 24th, 2017, at Fort Hays State in Hays, Kansas.

REGISTRATIONS ARE DUE February 3, 2017. Please complete the form below and return it along with your written Executive Summary to: dukartd@hutchcc.edu

No late registrations will be accepted.

For youth: Grades K-12 Reno County Entrepreneurship Challenge Return by February 3rd to:

dukartd@hutchcc.edu

March 6, 2017 Quest Center C/O Dave Dukart

One East Ninth

Hutchinson, KS 67501

Questions call: 620-665-8468

Name _____ Grade _____ School _____

Address: _____

Phone: _____ Student E-Mail _____ Teacher/Mentor email _____

Signature of Parent or Guardian _____ Name of Teacher/Mentor _____

Prizes

Grades 7-12: \$1000

Middle School 7th & 8th: \$100

Junior Grades 6 and below: \$100

Grades 7-12: \$750

Junior Grades 6 and below: \$75

Grades 7-12: \$500

Junior Grades 6 and below: \$50

People's Choice Trade Show - Grades K-12 (Voluntary): \$100

JUNIOR LEVEL EXAMPLE

PRODUCT: STRAW BALES FOR NATIVITY SCENES

I believe selling bales of straw would be a good business idea for right before the holidays. Because I live on a farm, I can do chores in exchange for bales of straw from my family's wheat field.

People like to make fall decorations with a bale of straw and pumpkins. The straw could then be used for a nativity display for Christmas. Once the holiday season is over, they could use their bale of straw against the foundation of their house for insulation or with cold weather coming, the straw could also be used for bedding for dog houses or for other animals.

The people I would sell to would be people that live in my community that don't live on farms. I would also sell to my grandma and to other family members.



Kansas State University Agricultural
Experiment Station and Cooperative Extension Service

K-State, County Extension Councils, Extension Districts, and U.S. Department of Agriculture Cooperating.

All educational programs and materials available without discrimination on the basis of race, color, religion, national origin, sex, age or disability.



*“Knowledge
for Life”*

Pamela Paulsen
County Extension Agent - Horticulture

ppaulsen@ksu.edu

Darren Busick
County Extension Agent - Agriculture

darrenbusick@ksu.edu

Jennifer Schroeder
County Extension Agent - Family & Consumer Sciences

jeni@ksu.edu

Joan Krumme
County Extension Agent - 4-H

jkrumme@ksu.edu

Jan Steen
County Extension Agent - Technology & Community Development
County Extension Director

jmsteen@ksu.edu